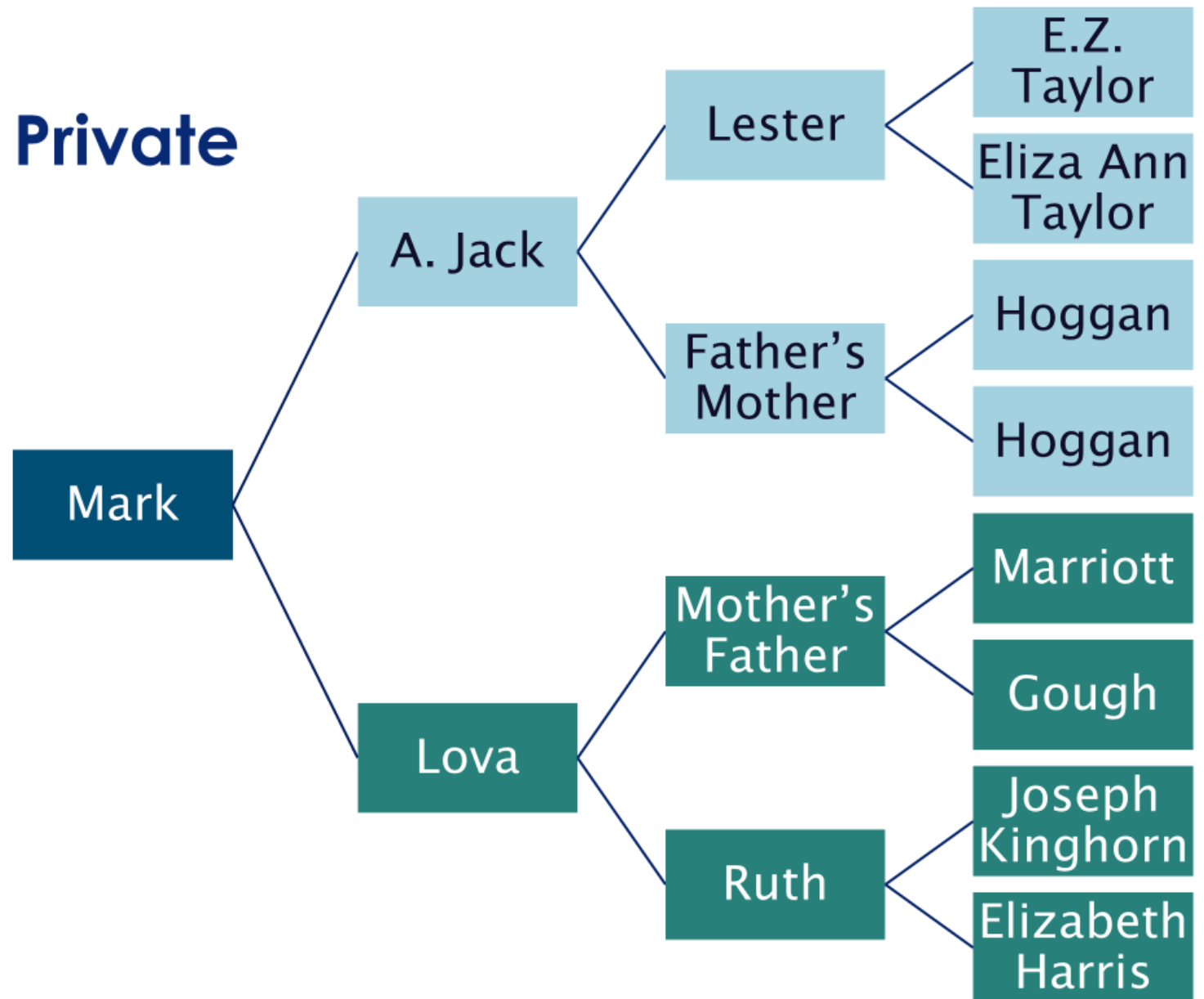


New FamilySearch Private Family Tree Option

FamilySearch has created a new option for a private tree within the FamilySearch program. You control who edits your tree, but you can allow all FamilySearch users to see your information. It's currently called CET, or "closed edit tree".

Presentation by
Mark J Taylor



Two Richard Taylors [FSID: LKQ6-1FH] merged into one person (12+ merges)

Richard Taylor of North Farnham Parish, Old Rappahannock County / Richmond County, Virginia. Bought land in 1671.

Probably the son of James Taylor, and related to the Orange County Taylors.

Married to Sarah

Children: Constance, Richard, Simon

[Descendants of Simon have DNA tests that do not match our family. The Orange County Taylors DNA also does not match.]

Will signed 22 March 1679, and probated 7 May 1679 in Essex County, Virginia

Richard Taylor of Julian's Creek, Lower Norfolk County, Virginia. May have been transported from London with Roger Hodges in 1635.

Married to Margaret M. (Manning)

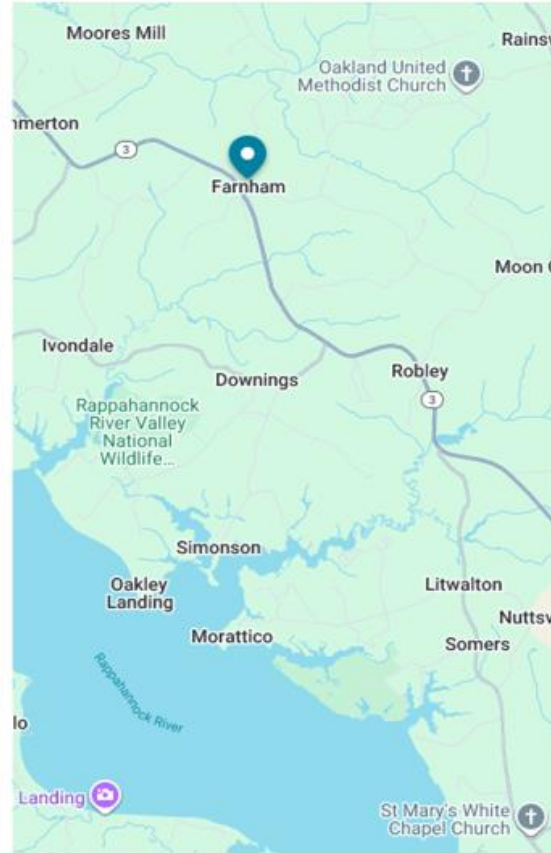
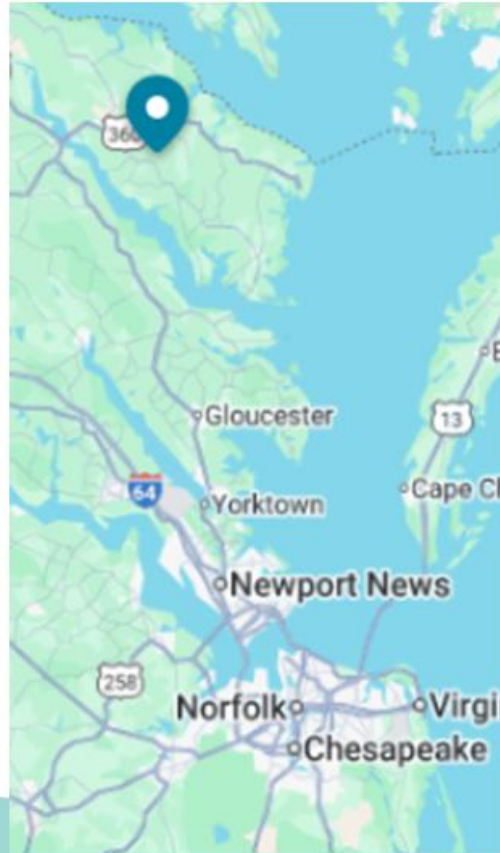
Children: John, Margaret, Richard, Suzan, Thomas

Will signed in 1672 (?), and probated in 1679 in Lower Norfolk County, Virginia.

Letter from brother-in-law in London attached to probate file. Sister Suzanne

Margaret M. Taylor's will was also probated in Lower Norfolk County, Virginia in 1679.

Farnham Parish and Julian's Creek are not close.



In the past: Genealogies -- Pedigree Resource File

Now: User Tree / C.E.T. [Closed Edit Tree]

- ❖ Now, when you upload a GEDCOM file, you create an online tree that you can build, edit, and manage on your own, or with an invited group of collaborators.
- ❖ Your tree can be edited online without the need to delete and reupload your file.
- ❖ In this new tree that you create, only you and the people you invite can edit.
- ❖ As you edit your tree, you **will still have** full access to everything FamilySearch offers, including record hints, historical records, memories, and all the same tools you use in the FamilySearch Family Tree.
- ❖ Other users can view the information and use it in their research.
- ❖ In the future, you will be able to create an online tree, connect an existing online tree, and sync with many popular third-party genealogy software products.
- ❖ See “The new GEDCOM upload experience”: <https://www.familysearch.org/en/help/helpcenter/article/the-new-gedcom-upload-experience>

Why this new tool?

World Tree – Allow maximum participation in family history world-wide

Are there possible down-sides to maximum participation in the world-wide tree?

- Protect serious researchers' work. Example: Richard Taylor of Julian's Creek, Lower Norfolk, Virginia, Colonial North America
- Protect families of Famous people. Example: Nathan Harris, father of Emer Harris and Martin Harris
- Ancestral Family Associations, and Local Genealogical Societies. Example: Groups need to organize, while also protecting personal data of living members

Joseph Taylor Family Association: A Preliminary Plan

Mark J Taylor: tmjtbat2@taylorassociation.org

1. First finalize four generations of Richard Taylors, starting with Richard Taylor of Julian's Creek, Virginia and going to a Richard Taylor who owned land at Conetoe Creek, North Carolina. [This part of the tree requires intense research and is often mixed up in the FamilySearch World Tree with undocumented changes.] Limited number of editors—probably 2
2. Second create a tree starting with Richard Taylor IV's brother Joseph Taylor and include three generations, Joseph, his children and his grandchildren. [This part of the tree is better documented, the families have many children, and many experienced genealogists work their part of the tree.] Several editors, perhaps limited to two per grandchild.
3. One of Joseph Taylor's grandchildren joined the Church of Jesus Christ of Latter-day Saints in 1832 in Eastern Missouri. He and his wife had 14 children, 12 of whom married and went West with the Church. This branch and others are highly engaged in Family History / Genealogy. Therefore, a tree should be made starting with William Taylor and each of his siblings, the grandchildren of Joseph, and go to the living generations. Eventually, new Trees could be started by individual families. Many editors --

The Match Page for an Individual

MJT Ancestry tree	FamilySearch Tree
<p>My Tree VIEW TREE SWITCH SIDES</p>	<p>Not your family? FIND YOUR FAMILY.</p>
Parents in Tree (2)	Parents in Tree (2)
Tree Person and Spouse CHANGE PERSON	Tree Person and Spouse CHANGE PERSON
<p> Richard Taylor 1641-1679 • P4MC-GT8</p>	<p> Richard Taylor 1641-1679 • LKQ6-1FH</p>
<p> Margaret Manning (Wife) 1644-1679 • P4MH-PRY</p>	<p> Margaret Manning (Wife) 1644-1679 • LRJ8-97B</p>
<p>CHANGE SPOUSE</p>	<p>Marriage 1667 Norfolk, Norfolk County, Virginia, British Colonial America</p> <p>CHANGE SPOUSE</p>
Children in Tree (5)	Children in Tree (9)
<p> Margaret Taylor (Daughter) 1662-Deceased • P4MH-1CF</p>	<p> John Taylor (Son) 1668-1713 • GPNN-145</p>
<p>New Son</p> <p> John Taylor (Son) 1660-Deceased • P4MC-23N</p>	<p> Mary Taylor (Daughter) 1671-Deceased • G8DC-79Q</p>
<p> Richard Taylor (Son) 1665-1730 • P4MC-16Y</p>	<p> Richard Taylor II (Son) 1672-1730 • LHHS-3SY</p>
	<p> Daniel Taylor (Son) 1673-Deceased • L22Z-6XW</p>

Where Can User Trees Be Found



FamilySearch

Family Tree

Search

Memories

Get Involved

Activities

Temple

FamilySearch Tree



Tree

Recents

Find

Following

Person List

My Contributions

Manage Trees



Mark J Taylor

17 August 1950 – Living • KWHZ-Q12

 VIEW TREE

 VIEW RELATIONSHIP

 FOLLOW

About

Details

Sources (3)

Collaborate (0)

Memories (11)

Time Line

Ordinances

Examples From “Find” Search for Richard Taylor (2.7 Million)

FamilySearch Family Tree



Richard Taylor

1640-1678 • P99Z-X29

Birth 22 March 1640
Rappahannock, Virginia, United States

FamilySearch Family Tree

Death 2 July 1678
Rappahannock, Essex, Virginia, United States



Richard Taylor

1633-Deceased • MRQJ-LBX

Birth about 1633
Virginia, United States

FamilySearch Family Tree



Richard Taylor

1641-1679 • LKQ6-1FH

Birth 5 November 1641
Norfolk County, Virginia, British Colonial America

FamilySearch Family Tree

Marriage 1667
Norfolk, Norfolk County, Virginia, British Colonial America

Death 29 March 1679
Norfolk, Virginia, United States

Parents

Symon Taylor
1620-Deceased • PZFS-RHX

Constance Berryson
1620-Deceased • KCV7-4FB

Spouses

Margaret Manning
1644-1679 • LRJ8-97B



Family Tree Search Memories Get Involved Activities Temple

Location, Settings, Help, Notifications, Mark J Taylo

Records Full Text Images **Family Tree** Genealogies Catalog Books Wiki

Name



Lt Col Richard John Taylor III

1641-1679 • P9QM-2KB

From: [J Talbott](#)

User Trees

Events

Birth 5 November 1641
Norfolk, Virginia, United States

Death 29 March 1679
Norfolk, Virginia, United States

Relationships

Parents

Richard Taylor
1619-1678 • P9QM-DJR

Dorothy Sarah Barker
1623-1688 • P9QM-9JJ

John Taylor
1621-Deceased • P9QM-SQW

Spouses

Margaret Manning
1644-1679 • P9QM-8RR



Richard Taylor

1641-1679 • P4MC-GT8

From: [MJT Ancestry tree](#)

User Trees

Birth 5 November 1641
Norfolk County, Virginia, British Colonial America

Death 1679
Norfolk County, Virginia, British Colonial America

Parents

Unknown Taylor
Deceased • P4MC-ZHP

Unknown
Deceased • P4MC-N5C

Spouses

Margaret Manning
1644-1679 • P4MH-PRY

Find User Trees Under “Manage Trees” Tab

Manage Trees

Groups With Trees



[A Jack Taylor and Lova Marriott family memories](#)

SETTINGS



[Taylor Family Assoc. Leadership](#)

Trees You Created



[MJT Ancestry tree](#)

REVIEW MATCHES

SETTINGS

[↑ UPLOAD GEDCOM](#)

Trees Shared With You



[Nathan and Rhoda Lapham Harris Tree](#)

REVIEW MATCHES

SETTINGS

How to Create a Closed Edit Tree on FamilySearch

1. Read instructions at “Upload a GEDCOM to Pedigree Resource File” and / or watch video:
<https://www.familysearch.org/en/help/helpcenter/article/how-do-i-upload-my-gedcom-file>

2. Take instructions on file preparation seriously!

3. Steps to upload the file:

Sign in to FamilySearch and click **Search**, click **Genealogies** on the drop-down menu

Scroll down to last tool on **Genealogies** page, click **Upload Your Individual Tree**

On the **Upload GEDCOM** page insert name of the tree and describe it.

Follow the instructions on the **Upload GEDCOM** page and select the GEDCOM file from your computer. Follow directions to upload the GEDCOM file.


Starting moves: sign-on, click Search, click Genealogies

The screenshot shows the FamilySearch website interface. At the top, the navigation bar includes the FamilySearch logo and links for Family Tree, Search, Memories, Get Involved, Activities, and Temple. A search menu is open, listing various options: Records, Full Text, Images, Family Tree, Genealogies, Catalog, Books, Research Wiki, Research Assistant, Cemeteries, and Newspapers. The background content features a 'Temple' section with a portrait of a man in a white shawl, a notification that 'Ordinances Ready' (Receive names to take to single time.) with a 'SELECT ORDINANCE' button, and a 'Possible child of' entry for Betty Jack (1806-Deceased, KZFP-7YY). Below that, another entry for 'Possible children of' is partially visible.

FamilySearch Family Tree Search Memories Get Involved Activities Temple

- Records
- Full Text
- Images
- Family Tree
- Genealogies
- Catalog
- Books
- Research Wiki
- Research Assistant
- Cemeteries
- Newspapers

Temple



Ordinances Ready
Receive names to take to single time.

[SELECT ORDINANCE](#)

Possible child of
Betty Jack • 1806-Deceased • KZFP-7YY

Possible children of

On Genealogy page, click “Upload Your Individual Tree”

Explore one of our collections

Within them you'll find thousands of family trees submitted by individuals and professional organizations.



Search for a specific tree

Let us help you find the tree you're looking for. Enter a surname or place associated with the family, and we'll search for it in all of our collections.

Keyword Search

[VIEW ALL TREES](#)

HIGH DATA ACCURACY

Community Trees

An effort to gather and publish the genealogy for an entire town or community. These are family trees, along with their sources, from specific time periods and geographic locations around the world.

[VIEW ALL TREES IN THIS COLLECTION](#)

[SEARCH FOR A PERSON](#)

HIGH DATA ACCURACY

Oral Genealogies

Spoken lineages and histories from places around the world, especially Africa and Oceania. FamilySearch preserves the audio file and creates a family tree from contents.

[VIEW ALL TREES IN THIS COLLECTION](#)

[SEARCH FOR A PERSON](#)

How is FamilySearch Genealogies different from FamilySearch Family Tree?

Genealogies is a database of tens of thousands of personal family trees, lineages, and other histories. The FamilySearch Family Tree, by comparison, is a single tree or lineage for the entire human family.

[GO TO THE FAMILY TREE](#)

[UPLOAD YOUR INDIVIDUAL TREE](#)



This page opens, and you can Upload a GEDCOM or open a C.E.T.



Family Tree Search Memories Get Involved Activities Temple

FamilySearch Tree ▼ Tree Recents Find Following Person List My Contributions Family Groups CETs



Go back to the old GEDCOM upload? [Learn More](#).

Upload your GEDCOM file. Build your tree.

Upload your GEDCOM file into an online family tree that you can build, edit, and manage over time. You are in charge of collaboration. Work on your tree yourself, or invite a trusted group of collaborators to help.

UPLOAD GEDCOM

CET Trees

CET Trees are viewable by everyone but can only be edited by those invited.

Name

Upload



[Nathan and Rhoda Lapham Harris Tree](#) July 15, 2025

The Upload GEDCOM action tool!

When you click the Upload GEDCOM button from the previous slide, this box appears.

There are four steps to upload the GEDCOM

1. Give it a name
2. Explain that the tree is: where it came from, the type of research in it.
3. Read and check off the items below “Description”
4. Push select file and down load.

Upload GEDCOM ×

SELECT FILE

Tree Name

Description

Tell others about where this tree came from and the research behind it.

1,000

FamilySearch provides [Controlled Edit Trees] as a free feature for you to use. By creating a [Controlled Edit Tree] and sharing personal genealogical information with others you invite to join your tree, you confirm that you have the right and/or permission to share any personal information that you share with the tree. Do not add the information of minors or any sensitive information regarding individuals who are still living. Information shared within a [Controlled Edit Tree] may only be accessed and used by Controlled Edit Tree members; FamilySearch does not process such data for its own purposes. If you choose to share the personal information of other living individuals with external genealogy products or sites, you understand that such sharing will be disclosed to other contributors on the Tree Details page. You understand that you are solely responsible for choosing to share personal information with any third parties.

I have read and expressly consent to the FamilySearch [Privacy Notice](#), [Content Submission Agreement](#), and [Terms](#)

The Upload GEDCOM action tool!

When you click the Upload GEDCOM button from the previous slide, this box appears.

There are four steps to upload the GEDCOM

1. Give it a name
2. Explain that the tree is: where it came from, the type of research in it.
3. Read and check off the items below “Description”
4. Push select file and down load.

Upload GEDCOM ×

SELECT FILE

Tree Name

Description

Tell others about where this tree came from and the research behind it.

1,000

FamilySearch provides [Controlled Edit Trees] as a free feature for you to use. By creating a [Controlled Edit Tree] and sharing personal genealogical information with others you invite to join your tree, you confirm that you have the right and/or permission to share any personal information that you share with the tree. Do not add the information of minors or any sensitive information regarding individuals who are still living. Information shared within a [Controlled Edit Tree] may only be accessed and used by Controlled Edit Tree members; FamilySearch does not process such data for its own purposes. If you choose to share the personal information of other living individuals with external genealogy products or sites, you understand that such sharing will be disclosed to other contributors on the Tree Details page. You understand that you are solely responsible for choosing to share personal information with any third parties.

I have read and expressly consent to the FamilySearch [Privacy Notice](#), [Content Submission Agreement](#), and [Terms](#)

After you have uploaded a GEDCOM file, you also will find access to your CET Family Tree from these two menus.

The image shows two screenshots of the FamilySearch website interface. The left screenshot shows the top navigation bar with the FamilySearch logo and links for Family Tree, Search, Memories, and Get Involved. Below this is a secondary navigation bar with 'FamilySearch Tree' selected, and a dropdown menu listing 'FamilySearch Tree' (Your private tree connected to the public tree.), 'Family Group Trees', and 'CETs'. The right screenshot shows the same top navigation bar, but with a dropdown menu for 'FamilySearch Tree' open, listing options like Overview, Tree, Recents, Find, Following, My Contributions, Person List, Family Groups, and CETs. Below the navigation is a 'Temple' section with a photo of Jesus and a 'SELECT' button, and an 'AI Research Assistant' section with search results for 'Possible child of' and 'Possible children of'.

FamilySearch Family Tree Search Memories Get Involved A

FamilySearch Tree Tree Recents Find Following Person List

FamilySearch Tree
Your private tree connected to the public tree.

Family Group Trees

A Jack Taylor and Lova Marriott family memories

CETs

Nathan and Rhoda Lapham Harris Tree

Brief Life History

+ ADD BRIEF LIFE HISTORY

FamilySearch Family Tree Search Memories Get Involved Activities Temple

Overview

Tree

Recents

Find

Following

My Contributions

Person List

Family Groups

CETs

Temple

Ordinances
Receive nan single time.

SELECT O

AI Research Assistant

AI Research Assistant found new ancestors

Possible child of
Betty Jack • 1806-Deceased • KZFP-7YY

Possible children of
Ada Anne Marriott • 1870-1937 • 9V67-ZQY

Click CET and get this page, then View Tree or Review Matches

Upload your GEDCOM file. Build your tree.

Upload your GEDCOM file into an online family tree that you can build, edit, and manage over time. You are in charge of collaboration. Work on your tree yourself, or invite a trusted group of collaborators to help.

UPLOAD GEDCOM

CET Trees

CET Trees are viewable by everyone but can only be edited by those invited.

Name

Upload



[Nathan and Rhoda Lapham Harris Tree](#) July 15, 2025

REVIEW MATCHES

VIEW TREE

CET Name Match List

Compare Nathan and Rhoda Lapham Harris Tree to Family Tree



This list shows people from your GEDCOM file who match with the FamilySearch Tree and have connections to others who can be added.

Filter by Surname

From: Nathan and Rhoda Lapham Harris Tree



Susan N. Carpenter

1892-1965 • P3L4-579

Potential New: 1 Person

Child: May Tubbs

To: Family Tree



Susan N. Carpenter

1892-1965 • LD1D-Z2N

COMPARE

DISMISS MATCH

From: Nathan and Rhoda Lapham Harris Tree



Parna Chappel

1792-1857 • P3L4-95F

Potential New: 1 Person

Child: Dennis Harris

To: Family Tree



Parna Chaapel

1792-1857 • KWVS-JVJ

COMPARE

DISMISS MATCH

From: Nathan and Rhoda Lapham Harris Tree



Robert Ray Tubbs

1893-1925 • P3LH-D5H

Potential New: 1 Person

Child: May Tubbs

To: Family Tree



Robert Ray Tubbs

1893-1925 • K2Y9-1B1

COMPARE

DISMISS MATCH

From: Nathan and Rhoda Lapham Harris Tree



Emer Harris

1781-1869 • P3L4-7S7

Potential New: 1 Person

Child: Dennis Harris

To: Family Tree



Emer Harris

1781-1869 • KWJB-J7Q

COMPARE
















DISMISS MATCH

The Match Page for an Individual

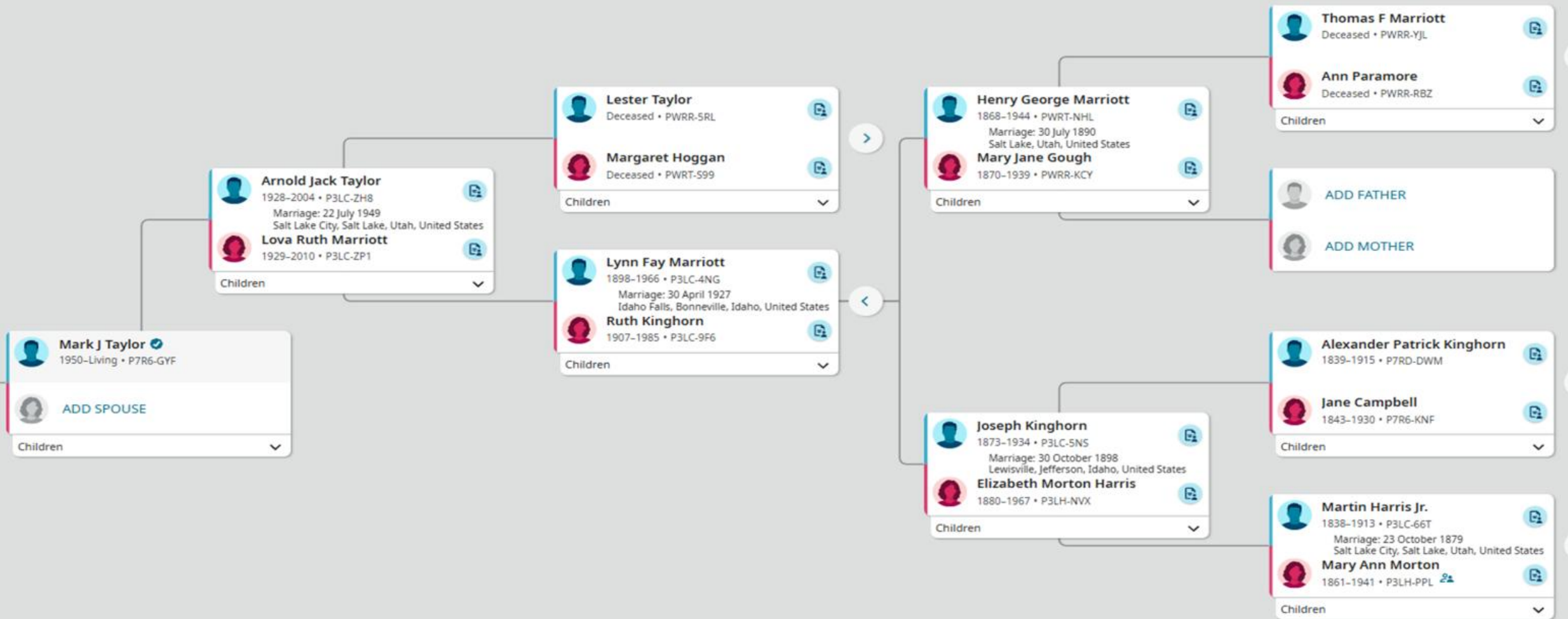
Review and Add Possible Matches

TUTORIAL

BACK TO TREE MATCHES

Nathan and Rhoda Lapham Harris Tree TREE OWNER VIEW TREE SWITCH SIDES		Family Tree Not your family? FIND YOUR FAMILY.	
Parents in Tree (0)		Parents in Tree (2)	
Tree Person and Spouse		Tree Person and Spouse	
 Parna Chappel 1792-1857 • P3L4-95F	REVIEW →	 Parna Chaapel 1792-1857 • KWVS-JVJ	MORE
 Emer Harris (Husband) 1781-1869 • P3L4-757	REVIEW →	 Emer Harris (Husband) 1781-1869 • KWJB-J7Q	MORE
Marriage 29 March 1826 Luzerne, Pennsylvania, United States		Marriage 29 March 1826 Luzerne, Pennsylvania, United States	
CHANGE SPOUSE		CHANGE SPOUSE	
Children in Tree (6)		Children in Tree (5)	
 Fauna Melvina Harris (Daughter) 1827-1841 • P3LW-NNQ	REVIEW →	 Fannie Melvina Harris (Daughter) 1827-1841 • LZ8Y-GLQ	MORE
 Joseph Mormon Harris (Son) 1830-1909 • P3LW-J9B	REVIEW →	 Joseph Mormon Harris (Son) 1830-1909 • KWJZ-4NK	MORE
 Alma Harris (Son) 1832-1900 • P3L4-WQK	REVIEW →	 Alma Harris (Son) 1832-1900 • KWJ2-TGY	MORE
 Charles Harris (Son) 1834-1916 • P3L4-7SC	REVIEW →	 Charles Harris (Son) 1834-1916 • KWNJ-8ZZ	MORE
 Emer Harris (Son) 1835-1877 • P3LW-6RV	REVIEW →	 Emer Harris (Son) 1835-1877 • G62W-MWX	MORE
 Dennis Harris (Son) 1838-1850 • P3L4-SZV	ADD +		MORE










Strategies for building out your Tree: Know Your Purpose!



An Issue to Consider: How many ID's Can You Tolerate

FamilySearch Tree ▼ Tree **Recents** Find Following Person List My Contributions Family Groups CETs

Recently Viewed People

-  Mark J Taylor
1950-Living • KWHZ-Q12 **Private Person** 
-  Mark J Taylor
1950-Living • P74C-71L **A Jack Taylor and Lova Marriott family memories** 
-  Mark J Taylor
1950-Living • P4MC-H9V **MJT Ancestry tree** 
-  Mark J Taylor
1950-Living • P7R6-GYF **Nathan and Rhoda Lapham Harris Tree** 
-  Nathan Harris
1758-1835 • P3L4-4WR **Nathan and Rhoda Lapham Harris Tree** 